

# Belfast West Constituency

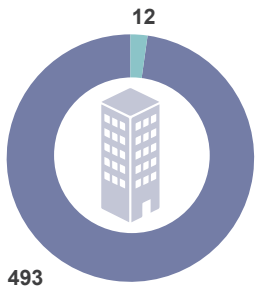
## Invest NI Activity (2012-13 to 2016-17)

June 2017

Source: Invest NI

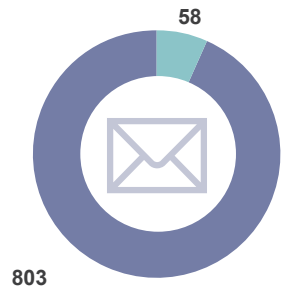
■ Locally-Owned Businesses  
■ Externally-Owned Businesses

### No. of Businesses = 505



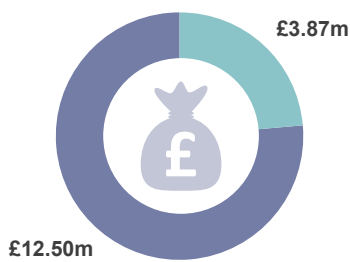
Year	Locally-Owned	Externally-Owned
2016-17	40	3
2015-16	107	5
2014-15	196	6
2013-14	159	6
2012-13	95	4

### No. of Offers = 861



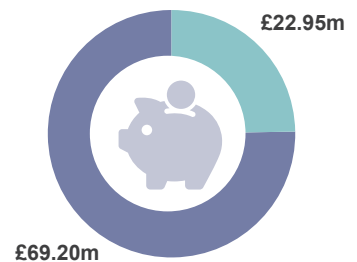
Year	Locally-Owned	Externally-Owned
2016-17	81	6
2015-16	152	11
2014-15	231	14
2013-14	190	12
2012-13	149	15

### Total Support = £16.38m



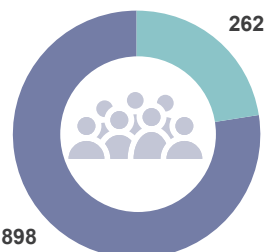
Year	Locally-Owned (£m)	Externally-Owned (£m)
2016-17	1.69	0.87
2015-16	1.04	0.11
2014-15	1.58	0.96
2013-14	6.33	0.30
2012-13	1.86	1.63

### Total Investment = £92.15m



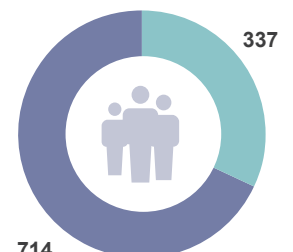
Year	Locally-Owned (£m)	Externally-Owned (£m)
2016-17	5.33	3.42
2015-16	4.23	0.91
2014-15	5.39	3.63
2013-14	47.03	1.99
2012-13	7.23	12.99

### Jobs Promoted = 1,160



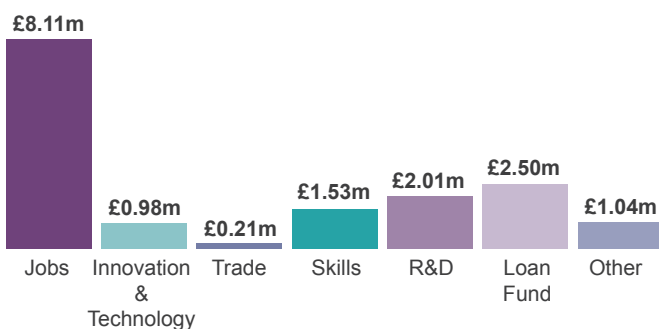
Year	Locally-Owned	Externally-Owned
2016-17	61	10
2015-16	48	12
2014-15	282	0
2013-14	335	39
2012-13	172	201

### Jobs Created = 1,051



Year	Locally-Owned	Externally-Owned
2016-17	37	26
2015-16	89	44
2014-15	288	83
2013-14	177	22
2012-13	123	161

### Type of Support



### Notes

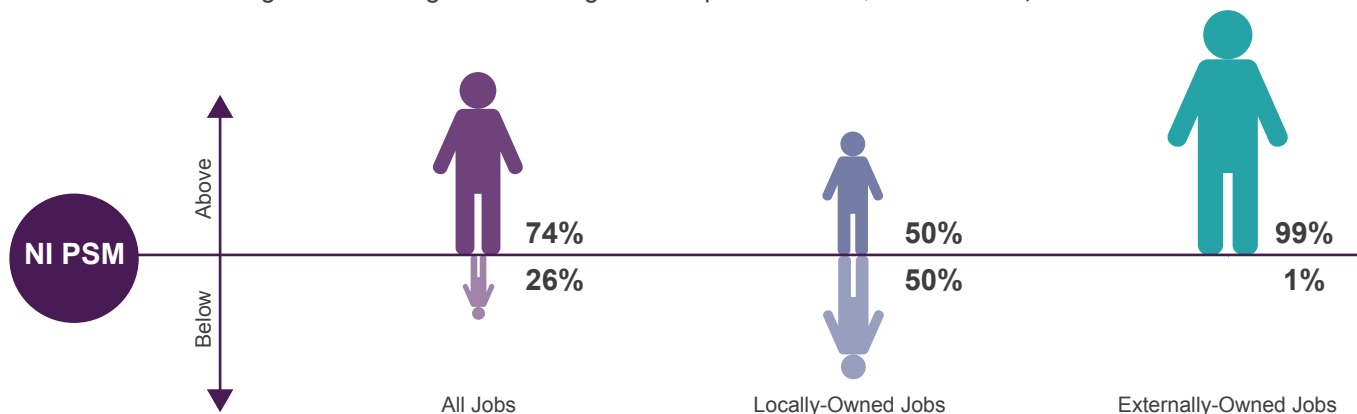
● Business totals may not add as a business can be supported in more than one year and can move from local to externally-owned during the 5 year period.

● Does not include £0.40m of support to External Delivery Organisations or universities, which contributes towards £0.61m of investment, as this benefits businesses across all of Northern Ireland.

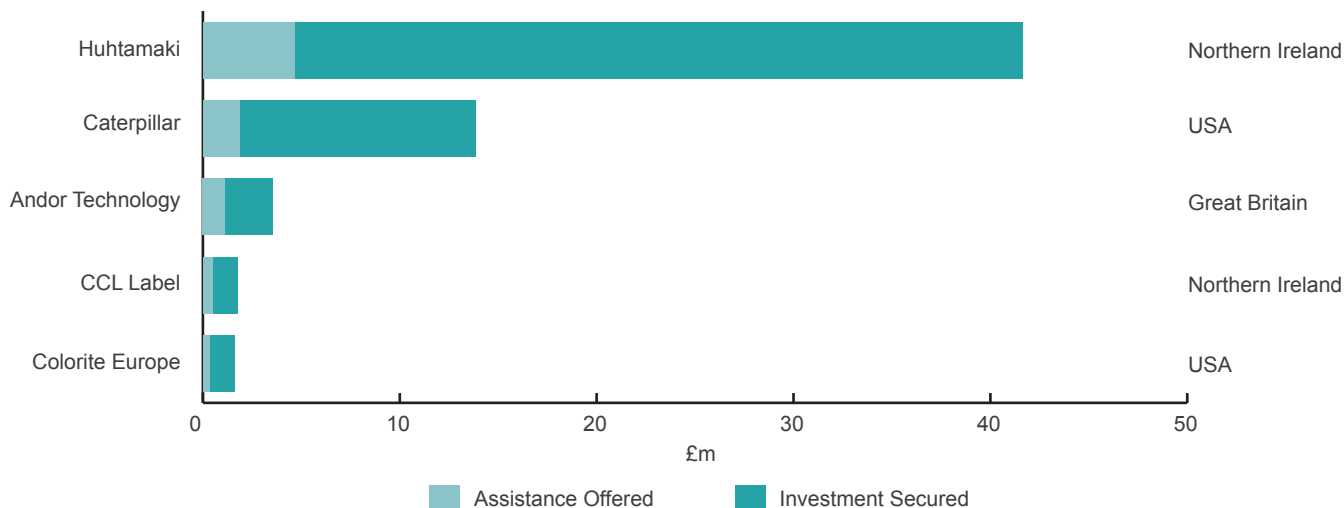
● 'Jobs Promoted' are those which are expected as a result of the implementation of a business plan. As this happens, they become 'Jobs Created'.

## Jobs above NI Private Sector Median (PSM)

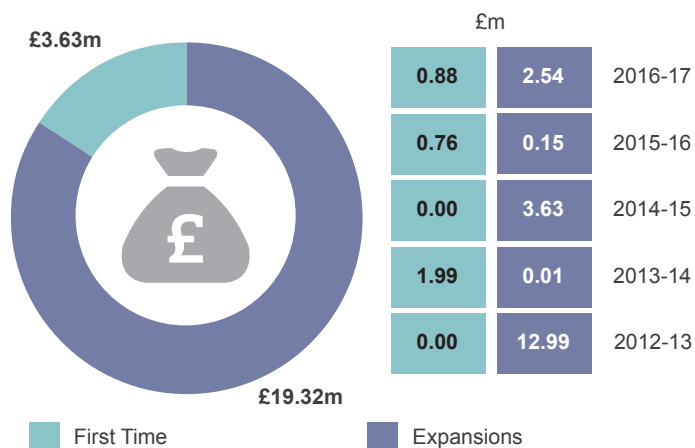
For specific projects Invest NI measures the quality of the jobs by the proportion of those jobs that attract salaries above the Northern Ireland PSM wage - the average annual wage for the private sector, which is **£20,800** for 2016.



## Top 5 Investors



## Externally-Owned First Time Investment vs Existing Expansions



## Externally-Owned Investment by Country



Total externally-owned investment secured was **£22.95m**. This is defined as investment in the area by businesses where at least 50% of ownership is based outside Northern Ireland. The figures include the support that Invest NI offers these businesses.